

LED AREA LIGHTS - LSI SLICE MEDIUM (XLCM)



DOE LIGHTING FACTS

Department of Energy has verified representative product test data and results in accordance with its Lighting Facts Program. Visit www.lightingfacts.com for specific catalog strings.

LIGHT OUTPUT - XLCM							
		Lumens (Nominal)					Watts (Nominal)
		Type 3	Type FT	Type 5	Type5E	TypeFTE	
Cool White	SS	19900	22800	22900	15500	15800	193
	HO	27500	30900	31100	21200	21100	278
Neutral White	SS	19300	20000	20600	15000	15000	193
	HO	26700	27800	28500	20100	20400	278

LED Chips are frequently updated therefore values may increase.

US & Int'l. patents pending

SMARTTEC™ - LSI drivers feature integral sensor which reduces drive current, when ambient temperatures exceed rated temperature, providing typical operation for 100,000 hours (contact factory for TM-21 life estimate for specific configuration).

ENERGY SAVING CONTROL OPTION - DIM - 0-10 volt dimming enabled with controls by others. .

LEDS - Select high-brightness LEDs in 5000K, or 4000K color temperature, 70 CRI.

DISTRIBUTION/PERFORMANCE - Types 3, FT, FT-L, FT-R, 5, and enhanced 5E and FTE. FT-L and FT-R allow for D180 mounting configurations with factory set optics for applications such as automotive front row. Exceptional uniformity creates bright environment at lower light levels. Internal Louver (IL) option available for improved backlight control without sacrificing street side performance for FT distribution. Consult factory for internal louver for FT-L and FT-R applications.

HOUSING - One-piece, die-formed aluminum housing contains factory prewired driver. Wiring access door (with safety lanyard) located underneath.

OPTICAL UNIT - Clear tempered flat glass lens permanently sealed to weather-tight aluminum optic frame creates an IP65 rated optical unit (includes pressure-stabilizing breather).

MOUNTING - Tapered rear design allows fixtures to be mounted in 90° and 120° configurations without the need for extension arms. Use with 3" reduced drilling pattern. A round pole plate is required for mounting to round poles. Wall mount available by ordering wall mounting bracket (BKS-XBO-WM-* -CLR). Proprietary pole quick mount accessories available with horizontal mounting or fixed 15° angled mounting (PQMH-KIT-CLR and PQM15-KIT-CLR) for mounting to square poles. Top mounted reinforcement bracket for high wind or vibration (up to 36) applications available as installed option or field-mount accessory.

ELECTRICAL - Two-stage surge protection (including separate surge protection built into electronic driver) meets IEEE C62.41.2-2002, Location Category C. Available with universal voltage power supply 120-277 VAC (50/60Hz input), and 347-480 VAC. Optional button-type photocells (PCI) are available in 120, 208, 240, 277 or 347 volt (supply voltage must be specified).

DRIVER - Available in SS (Super Saver) and HO (High Output) drive currents. Components are fully encased in potting material for moisture resistance. Driver complies with FCC standards. Driver and key electronic components can easily be accessed.

OPERATING TEMPERATURE - -40°C to +50°C (-40°F to +122°F)

FINISH - Fixtures are finished with LSI's DuraGrip® polyester powder coat finishing process. The DuraGrip finish withstands extreme weather changes without cracking or peeling. Available in black, bronze and white. Other standard LSI finishes available. Consult factory.

WARRANTY - LSI LED fixtures carry a limited 5-year warranty.

PHOTOMETRICS - Please visit our web site at www.lsi-industries.com for detailed photometric data.

SHIPPING WEIGHT (in carton) - One fixture: 25.25 lbs. (11.5 kg). Packed two per carton: 43.5 lbs. (19.7 kg).

LISTING - UL listed to U.S. and international safety standards. Suitable for wet locations. For a list of the specific products in this series that are DLC listed, please consult the LED Lighting section of our website or the Design Lights website at www.designlights.org.

This product, or selected versions of this product, meet the standards listed below. Please consult factory for your specific requirements.



Fixtures comply with ANSI C136.31-2010 American National Standard for Roadway Lighting Equipment - Luminaire Vibration 1.5G requirements.



Project Name _____ Fixture Type _____

Catalog # _____

10/16/17

© 2017

LSI INDUSTRIES INC.

LED AREA LIGHTS - LSI SLICE MEDIUM (XLCM)

LUMINAIRE ORDERING INFORMATION

TYPICAL ORDER EXAMPLE: **XLCM 5 LED SS CW UE BLK PCI120**

Prefix	Distribution	Light Source	Drive Current	Color Temperature	Input Voltage	Finish	Options
XLCM	3 - Type III 5 - Type V FT - Forward Throw FT-L - Forward Optic Rotated for D180 Mount (Left Side) FT-R - Forward Optic Rotated for D180 Mount (Right Side) 5E - Type V Enhanced FTE - Forward Throw Enhanced	LED	SS - Super Saver HO - High Output	CW - Cool White (5000K) NW - Neutral White (4000K)	UE - Universal Voltage (120-277V) 347-480 Universal Voltage (347-480V)	BLK - Black BRZ - Bronze WHT - White	DIM - 0-10V Dimming (from external signal) Button Type Photocells PCI120 - 120V PCI208-277V - 208-277V PCI347 - 347V IL - Internal Louver (available with FT distribution only) HV - Vibration Reinforcement Bracket PCR 7P - Photoelectric Control Receptacle ³

LUMINAIRE EPA CHART - XLCM

	Single	0.5
	D180°	1.0
	D90°	0.8
	T90°	1.7
	TN120°	1.7
	Q90°	1.9

Note: House Side Shield adds to fixture EPA. Consult Factory.

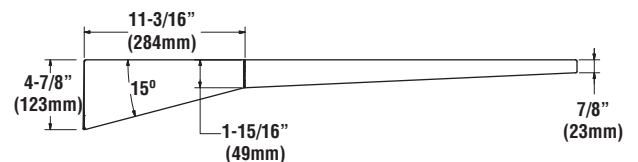
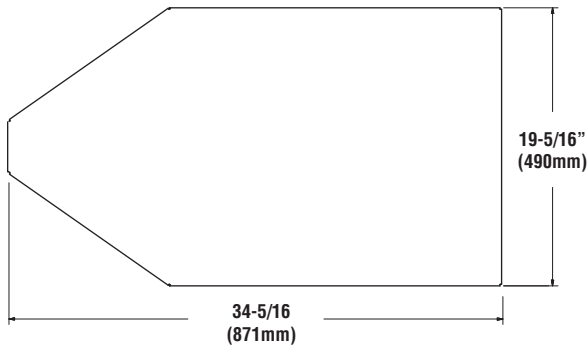
ACCESSORY ORDERING INFORMATION (Accessories are field installed)

Description	Order Number	Description	Order Number
BKS-XBO-WM-* - CLR Wall Mount Bracket	382132CLR	FK277 Single Fusing (277V)	FK277 ²
XLCM-3/FT-HSS RM External House Side Shield (Black only - rear mounted)	603159BLK ¹	DFK208, 240 Double Fusing (208V, 240V)	DFK208, 240 ²
XLCM-FT-L/FT-R-HSS SM External House Side Shield (Black only - side mounted)	603161BLK ¹	DFK480 Double Fusing (480V)	DFK480 ²
X3RPP Round Pole Plate for 3" RTP Poles	408273CLR	FK347 Single Fusing (347V)	FK347 ²
X4RPP Round Pole Plate for 4" Poles	379967CLR	PQMH-KIT-CLR Square Pole Quick Mount Horizontal Bracket	582328CLR
X5RPP Round Pole Plate for 5" Poles	379968CLR	PQM15-KIT-CLR Square Pole Quick Mount Bracket w/fixed 15° Angle	582329CLR
FK120 Single Fusing (120V)	FK120 ²	BKS-XLCM-HV-CLR Reinforcement Bracket	625744CLR
		ALSC UNV TL5 - AirLink 5 Pin Twist Lock Controller	661409
		ALSC UNV TL7 - AirLink 7 Pin Twist Lock Controller	661410

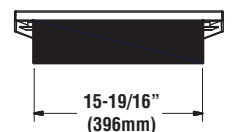
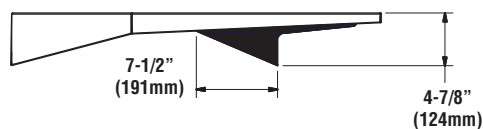
FOOTNOTES:

- 1 - House Side Shields add to fixture EPA. Consult factory.
- 2 - Fusing must be located in the hand hole of pole.
- 3 - Photocell must be ordered separately. 7 pin standard. See Accessories.

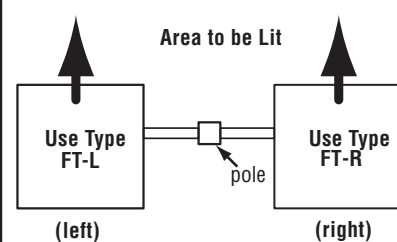
DIMENSIONS



HOUSE SIDE SHIELD (rear mount)



LEFT AND RIGHT VERSIONS OF TYPE FT REFLECTORS (TOP VIEW)



Note: Optics are not field-rotatable. For D180 Forward Throw installations specify left (FT-L) and/or right (FT-R) side mounting. Orientation is based on standing at the pole and looking out at the area to be lit.



Project Name _____ Fixture Type _____
Catalog # _____

10/16/17
© 2017
LSI INDUSTRIES INC.

LED AREA LIGHTS - LSI SLICE MEDIUM (XLCM)

BUG LISTING

XLCM - Type 3

Drive Current	Color Temp.*	Lumens	Watts	LER	BUG Rating
HO	CW	27,493	270	102	B4-U0-G3
	CW-HSS	15,676	272	58	B3-U0-G2
	NW	26,669	270	99	B4-U0-G3
SS	CW	19,936	181	110	B3-U0-G2
	NW	19,298	181	107	B3-U0-G2

XLCM - Type 5E

Drive Current	Color Temp.*	Lumens	Watts	LER	BUG Rating
HO	CW	21,173	268	79	B5-U0-G3
	NW	20,117	265	76	B4-U0-G2
SS	CW	15,543	182	85	B4-U0-G2
	NW	14,995	182	82	B4-U0-G2

XLCM - Type 5

Drive Current	Color Temp.*	Lumens	Watts	LER	BUG Rating
HO	CW	31,142	276	113	B4-U0-G3
	NW	28,532	268	106	B4-U0-G2
SS	CW	22,884	192	119	B4-U0-G2
	NW	20,575	181	114	B4-U0-G2

XLCM - Type FTE

Drive Current	Color Temp.*	Lumens	Watts	LER	BUG Rating
HO	CW	21,127	268	79	B3-U0-G4
	CW-HSS	14,636	272	54	B1-U0-G3
	NW	20,387	265	77	B3-U0-G4
	NW-HSS	14,033	265	53	B1-U0-G3
SS	CW	15,790	182	87	B2-U0-G3
	CW-HSS	10,798	182	59	B1-U0-G3
	NW	15,073	182	83	B2-U0-G3
	NW-HSS	10,296	182	57	B1-U0-G2

XLCM - Type FT

Drive Current	Color Temp.*	Lumens	Watts	LER	BUG Rating
HO	CW	30,937	276	112	B4-U0-G4
	CW-HSS	22,548	275	82	B3-U0-G4
	CW-IL	28,801	284	101	B3-U0-G4
	NW	27,814	273	102	B3-U0-G3
	NW-HSS	18,311	273	67	B2-U0-G3
	NW-IL	25,277	270	93	B3-U0-G3
SS	CW	22,815	192	119	B3-U0-G3
	CW-HSS	16,559	192	86	B2-U0-G3
	CW-IL	20,618	192	107	B3-U0-G3
	NW	19,985	181	111	B3-U0-G3
	NW-HSS	13,192	181	73	B2-U0-G3
	NW-IL	18,498	184	100	B3-U0-G3

* Color Temperature: NW-4000K, CW-5000K

